





PRE-SCHOOL

DINOSAUR ACTIVITIES







**This workbook
belongs to:**




MEET


THE DINOSAURS



Pteranodon




Triceratops



Iguanodon


Meet the Dinosaurs




Stegosaurus



Elasmosaurus



Tyrannosaurus Rex




Brontosaurus

FUN



FACTS



Triceratops

FACTS ABOUT TRICERATOPS

Length: around 10 feet

Weight: about 10 tons

Horns: 3

Teeth: 400 to 800

Food: plants

Triceratops


Triceratops

Triceratops

FUN



FACTS



FACTS ABOUT TYRANNOSAURUS REX

Length: around 40 feet

Weight: about 7 tons

Called: Most ferocious predator

Teeth: 60

Food: meat

T-Rex

T-Rex

T-Rex

FUN



FACTS



Elasmosaurus

FACTS ABOUT ELASMO SAURUS

Length: around 46 feet

Weight: about 2.2 tons

Called: Swimming Dinosaurs

Teeth: 6

Food: bony fish, molluscs,
similar to squid

Elasmosaurus


Elasmosaurus

Elasmosaurus

FUN



FACTS



Pteranodon



FACTS ABOUT PTERANODON

Length: around 6 feet

Weight: about 2.2 tons

Called: Toothless Wing

Teeth: None

Food: mostly fish

Pteranodon

Pteranodon

Pteranodon

FUN



FACTS



Brontosaurus



FACTS ABOUT BRONTOSAURUS

Length: around 75 feet

Weight: about 17 tons

Called: Thunder Lizard

Teeth: 52

Food: plants

Brontosaurus


Brontosaurus

Brontosaurus

FUN



FACTS



Stegosaurus

FACTS ABOUT STEGOSAURUS

Length: around 30 feet

Weight: about 2 tons

Called: Roof Dinosaur

Teeth: None

Food: plants



Stegosaurus

Stegosaurus

Stegosaurus




Did you know?



The Stegosaurus, Tyrannosaurus Rex and Iguanodon were the inspiration used to create Godzilla.




COLORING









Direction: Trace the lines and help the Dinosaurs get their baby eggs.

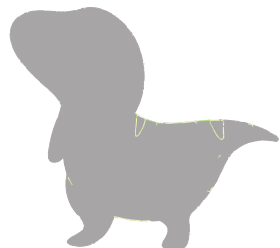




Tracing practice section with five rows, each featuring a dinosaur on the left and a baby egg on the right, connected by a dashed line:

- Row 1: A pink Stegosaurus dinosaur connected to a pink speckled egg by a horizontal dotted line.
- Row 2: A green T-Rex dinosaur connected to a green egg with blue spots by a wavy dashed line.
- Row 3: A green dinosaur with orange spots connected to a light green egg with green spots by a wavy dashed line.
- Row 4: A red dinosaur with yellow spots connected to a red egg with yellow spots by a zigzag dashed line.
- Row 5: A yellow Pterosaur connected to an orange egg with blue spots by a square-wave dashed line.

DINO

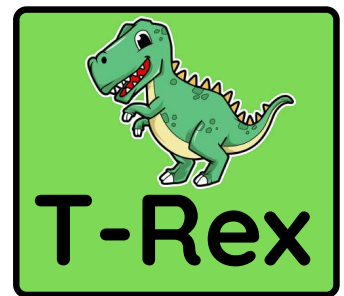






MATCHING








Direction: Circle the odd one out on each row.






Direction: Circle the dinosaur looking in a different direction.





Directions: Count the green, blue, and yellow spots on this dinosaur! Write how many each of them are, then write the total number of spots.



● Green: _____ ● Blue: _____ ● Yellow: _____ Total: _____

DINO

COUNTING



Directions: Count how many of each dinosaur you see based on color.
Write the answers in the boxes provided below.

Brown

Pink

Orange

Blue

Green


Yellow





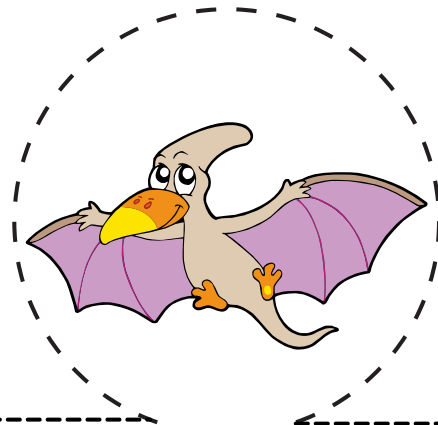
FINGER PUPPET

Directions: Print out this page and cut-out each of the dinosaurs along the dashed lines. Use glue or tape where indicated, to create a tube. Have fun!




T-Rex

glue or tape




Pterodactyl

glue or tape



Triceratops

glue or tape



Stegosaurus

glue or tape



Direction: Print, laminate, cut and enjoy this cute dino game.




DINO

BASKET



Directions:

1. Print this page on card stock.
2. Cut the basket by following the solid lines.
3. Then, fold following the dotted lines.
4. Glue the sides of the basket together.
5. Then, staple the handle to the basket.
6. Fill your basket with goodies!






DINO

SORTING







Direction: Sort the dinosaurs based on their habitat.





Direction: Sort the pictures from small to large.

Small	Medium	Large




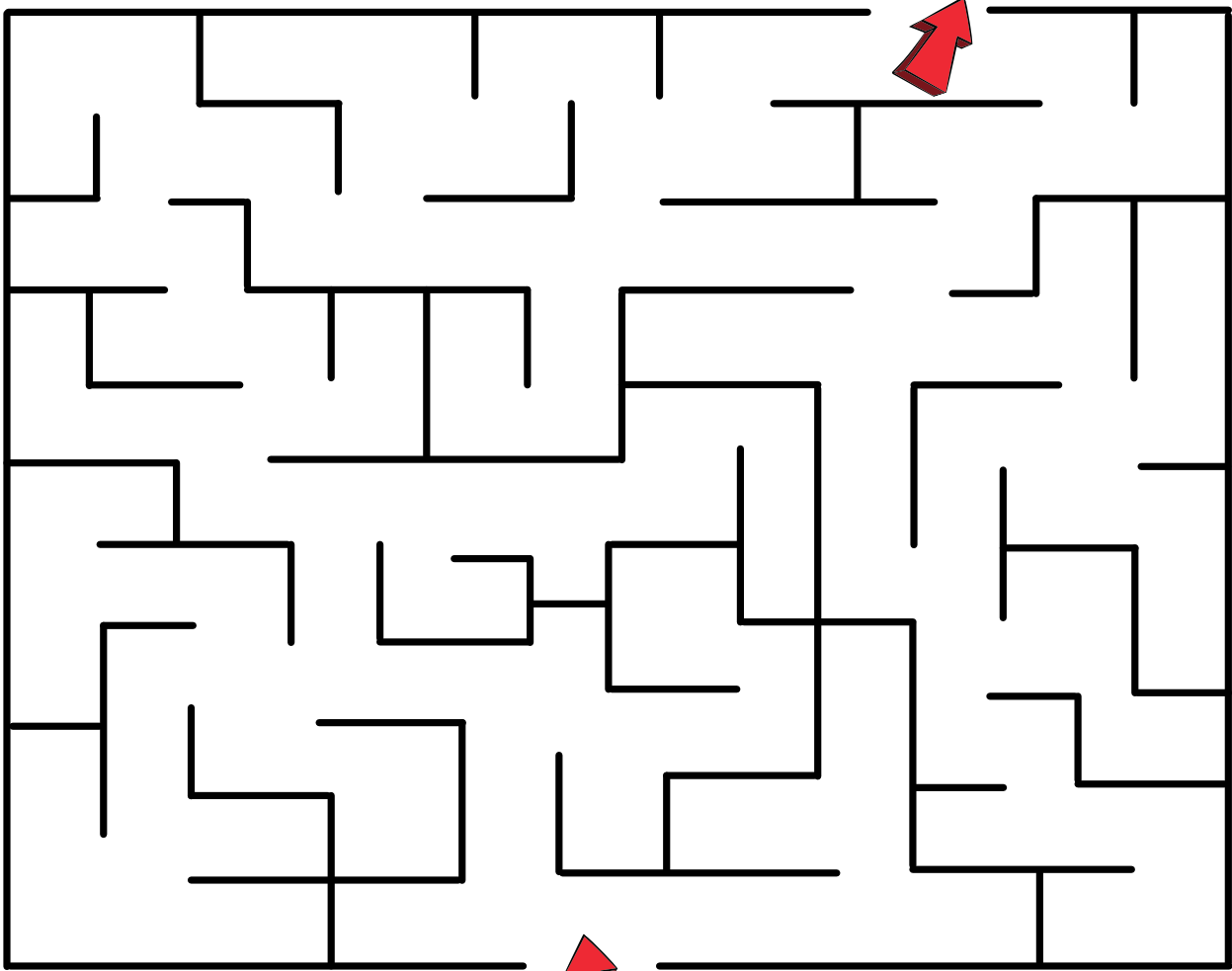
DINO



MAZE



Direction: Help the Dino find his way to the forest.






DINO



MAZE

Direction: Help the lost dinosaur find its mother.





Direction: Find the 7 differences in the picture and circle each.









DINO

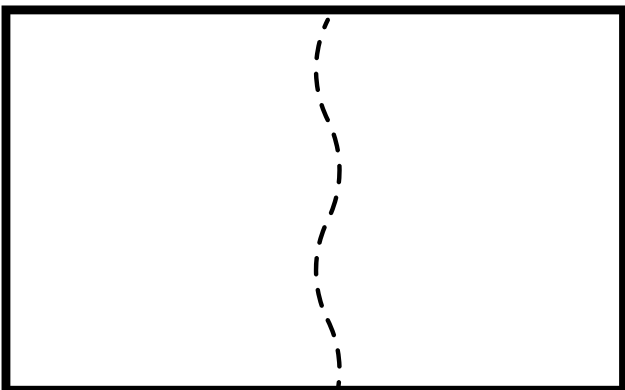
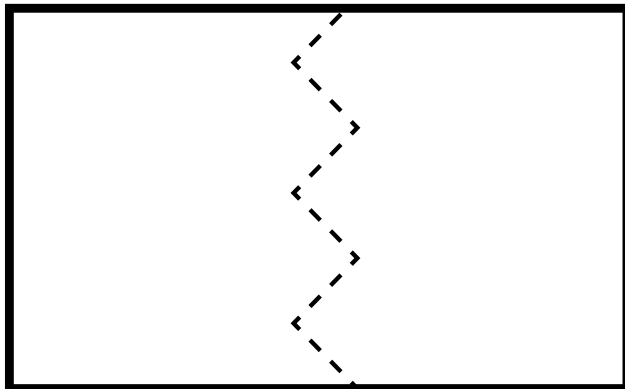
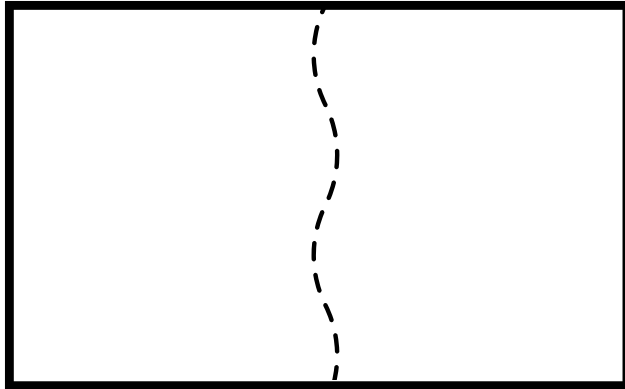
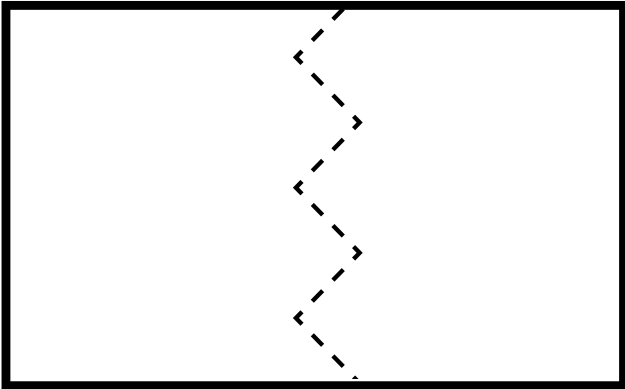



PUZZLE



Directions: Cut-out the puzzle pictures and connect the correct halves. Paste it in the puzzle in the next page and ask for assistance in using scissors.





SYLLABLE CLIP CARDS

Direction: Using clip cards, identify the syllables of each word.



egg



nest



forest



dinosaur



volcano





island





Direction: Circle each item as you spot it!





Direction: Make a cube and roll to choose a Dino sidekick as your friend.

